


સૌ પ્રથમ google માં જઈ www.digitalgujarat.com type કરો






www.digitalgujarat.com



Digital Gujarat ને ઓપન કરો

← → ↻ Secure | https://www.google.co.in/search?dcr=0&source=hp&q=www.digitalgujarat.com&oq=www.digitalgujar&gs_l=psy-ab.12..0i19k1I3j0i30i19k1.35529.48434.0.127916.18.17.1.0.0.0... ☆

Google   

સાઈન ઇન

તમામ વિડિઓઝ છબીઓ નકશા વધુ પસંદગી સાધનો

લગભગ 40,100 પરિણામો (0.29 સેકન્ડ)

HugeDomains.com - DigitalGujarat.com is for sale (Digital Gujarat)

www.digitalgujarat.com/ ▼ આ પૃષ્ઠનો અનુવાદ કરો

Here's What Others Are Saying. Since 2005, we've helped thousands of people get the perfect domain name. i love hugedomains.com they make the buying ...

Digital Gujarat

<https://www.digitalgujarat.gov.in/>

Citizen Services · Digital Gujarat Registration · PAN Card · Digital Locker · Election ID · Vehicle

Registration Details · Latest GSEB Exam Results · Aadhar Card ...

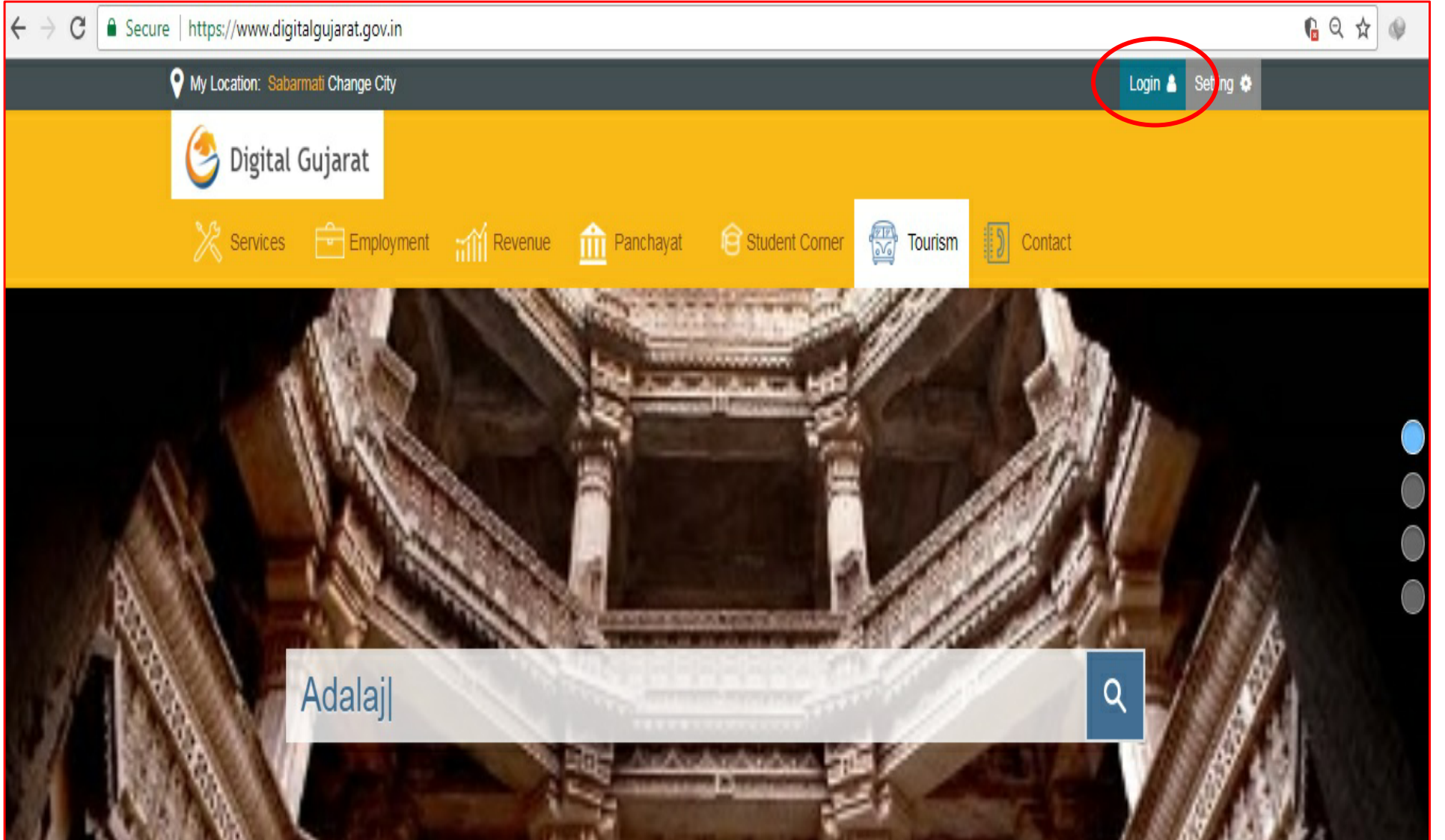
Login · Scholarship · Hostel · Student Tablet

Narmada - Digital Gujarat

<https://www.digitalgujarat.gov.in/.../CitizenLogin.aspx...> ▼ આ પૃષ્ઠનો અનુવાદ કરો

Registered User. Registered users can login to access their account ...

Login પર ક્લિક કરો



Click For New Registration પર ક્લિક કરો

My Location: Sabarmati [Login](#) [Setting](#)

Digital Gujarat

[Services](#) [Employment](#) [Revenue](#) [Panchayat](#) [Student Corner](#) [Tourism](#) [Contact](#)

[Citizen Login / Registration](#) [Office Login](#) [School Login / Institution Login](#)

Registered User

Registered users can login to access their account

Login Using:

Email ID

Password

Captcha

Refresh

[Forgot Password? Click here](#)

New User :

Register with Government of Gujarat Online Portal and get access to 70 Services

- Apply online
- Store Personal Records / documents in Digital Locker
- Pay Online
- Track application status

- Contact our common Service Portal Help-Line 18002335500 for further information.
- [Download User Manual in English](#)
- [Download User Manual in Gujarati](#)

અહીં ક્લિક કરો

Online Registration

Register with us and apply online to over 70 services.

Aadhaar No

Get Aadhaar Details

Date of Birth *

...

Mobile* *

Email *

Password * (#)

Retype password *

Enter text *

34db3

34db3

Refresh

Enter the word that you
see in the image

Save

Cancel

Reset

Password Policy: Password must be between 6-40 Characters, combination of alphanumeric letters with at least one numeric, one upper case character, one lower case character and one special character

Online Registration

Register with us and apply online to over 70 services

Gender *

Male Female Other

Salute *

Mr.



First Name *

KIRTESHKUMAR

Middle Name

ISHWERBHAI

Last
Name(Surname)

PATEL

District *

Valsad



Taluka *

Valsad



Area of Residence *

Rural

Village

Ozar

Address *

AT POST OAZAR PARSHI
FALIYA DIST-VALSAD

Photo

Browse

upload

Update

તમાર મોબાઇલ નંબર પર આવેલ otp નંબર દાખલ કરો

Confirmation code

You are almost there to complete your Registration. Please enter the OTP Received on your mobile.


Request ID 939511


Verification code (OTP)

[Resend SMS....](#)

Request New Service પર ક્લિક કરો

My Location: Log Out Setting

 Digital Gujarat

 DILIPBHAI KANTUBHAI PATEL

[Request a New Service +](#) | [Home](#)

[Digital Locker](#) [e-Wallets](#) [Download Issued Documents](#) [My Profile](#) [Download](#) [Certificate Verification](#) [Help](#)

1 Requested Application

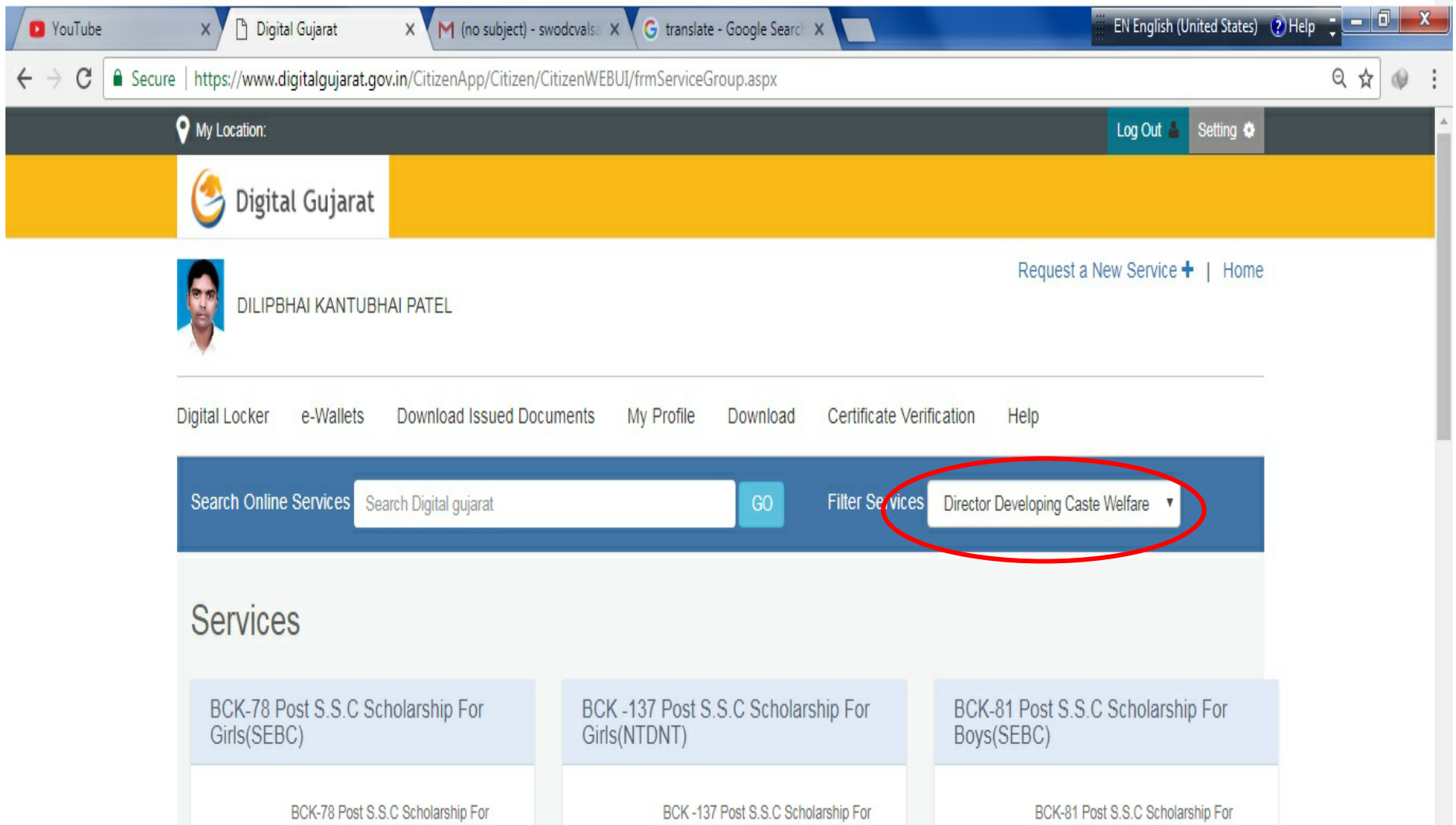
0 Approved Application

0 Rejected Application

1 Pending Application

0 Return To Applicant Application

Filter Services માં Director Developing Caste Welfare પર ક્લિક કરો



The screenshot shows the Digital Gujarat Citizen WebUI interface. The browser address bar displays the URL: <https://www.digitalgujarat.gov.in/CitizenApp/Citizen/CitizenWEBUI/frnServiceGroup.aspx>. The user is logged in as DILIPBHAI KANTUBHAI PATEL. The 'Filter Services' dropdown menu is highlighted with a red circle, showing the selected option: 'Director Developing Caste Welfare'. Below the search bar, the 'Services' section displays three scholarship options:

- BCK-78 Post S.S.C Scholarship For Girls(SEBC)
- BCK -137 Post S.S.C Scholarship For Girls(NTDNT)
- BCK-81 Post S.S.C Scholarship For Boys(SEBC)

Each service card also includes a link to the respective scholarship page at the bottom.

શિષ્યવૃત્તિની યોજનાઓ

- આપની શાળા/ કોલેજ/ સંસ્થા દ્વારા જણાવ્યા મુજબની યોજના ચોકસાઈપૂર્વક પસંદ કરવી


તમારી Request ID તથા Application No. ની નોંધ કરી લેવી

Your request for the above service is generated with RequestID :170000401706 and Application No 401706.
You can continue with this service or later fill up with option on applied service and submit.

Continue

Service Name:- આપની યોજના એક વખત ચેક કરી લેવી તથા આપની વિગત ભરી દેવી

My Location: Log Out ⚙️ Settings ⚙️

 Digital Gujarat



[Request a New Service +](#) | [Home +](#)

[Digital Locker](#) [e-Wallets](#) [Download Issued Documents](#) [My Profile](#) [Download](#) [Certificate Verification](#) [Help](#)

Service Name :- BCK-82 Higher Secondary Scholarship (SEBC)

[Registration Detail\(Pending\)](#) [Bank Details\(Pending\)](#) [Academic Details\(Pending\)](#) [Attachment\(Pending\)](#)

Registration Detail

First Name*	Middle Name*	Last Name(Surname)*
<input type="text" value="DILIPBHAI"/>	<input type="text" value="KANTUBHAI"/>	<input type="text" value="PATEL"/>
Ⓜ As Per Above		
Name(As Per Aadhar)*	Date of Birth (dd/mm/yyyy)*	Gender*
<input type="text" value="DILIPBHAI KANTUBHAI PATEL"/>	<input type="text" value="16/03/1984"/> <input type="button" value="..."/>	<input type="text" value="Male"/>
Aadhar Number*		

Save & Next કરો

(Hostellers should mention their hostel address)

Current Address State

GUJARAT

District*

Valsad

Taluka*

Valsad

Rural/Urban

Rural

Village(Revenue Villages)

Pathri

Current Address*

AT- PATHRI ATUL FALIYA NEAR DUTT
TEMPLE POST-JUJWA TALUKA-
VALSAD DIST-VALSAD

PinCode*

396007

Permanent Address **Information**

If Permanents Address is same as Current Address.

District*

Valsad

Taluka*

Valsad

Rural/Urban

Rural

Village(Revenue Villages)

Pathri

Permanent Address*

AT- PATHRI ATUL FALIYA NEAR DUTT
TEMPLE POST-JUJWA TALUKA-
VALSAD DIST-VALSAD

PinCode*

396007

Save & Next

About Gujarat

Gujarat at a Glance
Gujarat History
Gujarat Fact File
Getting to Gujarat

Services

Citizen Services
Business Services
Financial

State

Acts & Rules
Budget

Open Government Data Platform India

Open Government Data
Platform India

તમારા બેંક ખાતાની વિગત તથા IFSC CODE ચોકસાઈ પુર્વક ભરો

Default High Contrast Text Only Screen reader access Skip to main content English ગુજરાત A A A

My Location: Log Out Settings

Digital Gujarat

Request a New Service+ | Home+

Digital Locker e-Wallets Download Issued Documents My Profile Download Certificate Verification Help

Service Name :- BCK-82 Higher Secondary Scholarship (SEBC)

Registration Detail(Done) Bank Details(Pending) Academic Details(Pending) Attachment(Pending)

Bank Details

Note - Aadhaar Linking status is fetched from NPCI Server

I voluntarily give my consent to use my Aadhaar details.

Aadhar Number* 88880000915 NPCI service will take more than 1 minute . Please do not refresh page

I am giving my consent for payment of scholarship amount in my bank account, linked with Aadhar.

IFSC Code(Ex: SBIN0014112)* 8888001667

Save & Next કરો

← → ↻ Secure | https://www.digitalgujarat.gov.in/OfficeApp/PostApp/CitizenSide/StudentEntry_Citizen_SEBC.aspx 🔍 ⚙️

I am giving my consent for payment of scholarship amount in my bank account, linked with Aadhar.

IFSC Code(Ex: SBIN0124152)* [Know your IFSC Code](#)

Bank Co-operative Bank Gramin

Bank Name* Bank Branch Name* Bank Account Number* Please Re-enter Bank Account Number*

Name As Per Bank/As Mentioned in First Page of Passbook/* As per Profile

First Name* Middle Name Last Name*

I hereby accept that

1. Details provided by me are correct to best of my knowledge
2. Shall not make any claims if amount is transferred to a wrong account due to incorrect
3. Shall refund the amount transferred to someone else's account due to incorrect details provided by me
4. I will refund the excess amount credited to my account, if any.

[Previous](#) [Save & Next](#)

About Gujarat

Gujarat at a Glance
Gujarat History
Gujarat Fact File
Getting to Gujarat

Services

Citizen Services
Business Services
Financial

State

Acts & Rules
Budget

[Open Government Data Platform India](#)

[Open Government Data Platform India](#)

Browse માં ક્લિક કરી તમારા Document Upload કરો

The screenshot shows a web browser window with the URL https://www.digitalgujarat.gov.in/OfficeApp/PostApp/CitizenSide/StudentEntry_Citizen_SEBC.aspx. The page features a yellow header with the Digital Gujarat logo and navigation links like "Log Out" and "Setting". Below the header, there is a user profile section with a profile picture and a "Request a New Service" link. A horizontal menu contains options such as "Digital Locker", "e-Wallets", "Download Issued Documents", "My Profile", "Download", "Certificate Verification", and "Help".

The main content area displays the "Service Name :- BCK-82 Higher Secondary Scholarship (SEBC)". Below this, there are four tabs: "Registration Detail(Done)", "Bank Details(Done)", "Academic Details(Done)", and "Attachment(Pending)". The "Attachment(Pending)" tab is active, showing a "Document Attach :-" section. This section contains a red warning message: "Please Tick the Document which is mandatory and required(*)" and "File Type for Uploading Documents Must be in (.Jpeg/.jpe/.Jpg) Format.Maximum Size=200Kb". There are three document upload fields, each with a radio button, a text input field, and "Browse" and "Upload" buttons. The second field, labeled "વપર નંબર આપો" (Aadhar No.), is highlighted in yellow.

Document Type	Field Label	Field Type	Buttons
<input type="checkbox"/>	વપર નંબર આપો Certificate No.	Text Input	Browse Upload
<input type="checkbox"/>	વપર નંબર આપો Aadhar No.	Text Input	Browse Upload
<input type="checkbox"/>	First Page Of Bank PassBook/Cancelled Cheque Account No.	Text Input	Browse Upload

તમારા ડોક્યુમેન્ટ upload થઈ ગયા પછી જરૂરી વિગતો ચેક કરી Save as Draft તથા I agree..... પર ટીક માર્ક કરી Confrom & Final Submit આપો.
ત્યાર પછી Print કાઢી લેવી

The screenshot shows a web browser window with the URL https://www.digitalgujarat.gov.in/OfficeApp/PostApp/CitizenSide/StudentEntry_Citizen_SEBC.aspx. The page contains several sections for document upload:

- School Leaving Certificate:** A form with a text input for "Certificate No." and "Upload" and "Browse" buttons.
- School/College Current Year Bonafide Certificate:** A form with a text input for "Certificate No." and "Upload" and "Browse" buttons.
- Photo Attachment:** A section with the text "Photo Upload - ૫૫૫૨૫૫ નો કોડે અપલોડ કરો". It includes an "Attach Photo" label, "Browse" and "Upload" buttons, and a small photo thumbnail.

At the bottom of the page, there are three buttons: "Save As Draft" (circled in red), "Confirm & Final Submit" (circled in purple), and "Print". Below these buttons is a disclaimer text: "I have read all above terms and conditions and understand them fully, I hereby declared that here I am submitting only one application for scholarship and I haven't receiving any other scholarship/stipend or fellowship in this current session under any other central/state government scheme. I further stated that all information furnished by me is correct to my knowledge in case of any false information or suppression of necessary data proved in my application is liable to get cancelled at any stage of the scholarship process and the entire amount of scholarship will be refunded by me or recovered from me. Government decision shall be final and binding on me."